


FOLOMOV®



1600 LUMENS

18650L

产品特性

- 1、长度123.5毫米，净重120g。体积小、重量轻，适合日常携带和各种户外活动。
- 2、采用高强度航空级铝材制造，三级硬质阳极氧化表面处理。
- 3、使用Luminus-SST40 LED,寿命长达50000小时。
- 4、最大输出为1600流明，对应续航时间高达2小时。
- 5、尾部多功能战术开关，支持日用和战术双模式，使用范围广。
- 6、日用模式下有5个不同档位，能满足各种场合的照明需求。
- 7、具有爆闪、SOS和信号灯三种特殊模式，用于应对突发、紧急状况。
- 8、防反接设计，防止电池反装时损害电路。
- 9、设置过热保护，减小对内部电路影响，延长元器件使用寿命。
- 10、IPX8防水等级，能应对各种户外天气状况。
- 11、附赠一颗3.7V 2600mAh Micro USB可充电18650锂离子电池、USB充电线、手绳+穿绳工具。

产品参数

灯珠	适用电池	产品重量	产品尺寸
Luminus-SST40 LED	1*18650 锂离子电池	120克 (不含电池)	φ38*φ25.4*123.5 毫米

FL1 STANDARD	极高亮	高亮	中亮	低亮	极低亮	爆闪	SOS	信标
	1600流明	500流明	150流明	50流明	10流明	1600流明	1600流明	150流明
	2小时	2.2小时	8小时	24小时	150小时			
	450米 (最大射程)							
	50900坎德拉 (最大光强)							
	1米 (防跌落高度)							
	IPX8 防水等级							
重量	120克 (不含电池)							
尺寸	φ38*φ25.4*123.5mm							

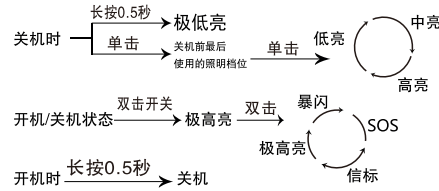
注：以上数据按照国际手电测量标准ANSI/NEMA FL1所述之测量方法，使用1节3.6V 3400mAh 18650电池在实验室测试所得。不同电池或使用环境可能对以上数据造成影响。

电筒在开启极高亮档后会启用自动降档功能，防止过热且有效保护LED寿命。三分钟后手电亮度会降到高亮档。如果需要再次使用极高亮档，只需重启手电。

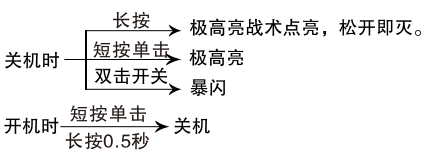
开关说明

尾部开关是多功能战术开关，支持日用和战术两种模式。快速7连击尾部开关可以进行模式转换，转换时LED会快速闪烁6次。

日用模式



战术模式



定时关机

通过操作尾部开关可以设置定时关机。开机状态下，快速连按三次启动倒计时，LED闪烁一次。3分钟后，手电自动关机。然后再快速三击，LED会闪烁2次，倒计时时间延长到6分钟。依此类推，可以根据实际需要设置不同的时间，最长为30分钟。

锁定功能

关机时三击进入锁定状态，指示灯闪三次，此时按键进入锁定状态。

解锁功能

锁定状态时三击解锁，指示灯闪一次，此时恢复按键功能。

低电警示功能

18650L能随时检测电池的剩余电量。如果在电量低于10%时继续使用手电，极高亮档、高亮档、中亮档将逐步暂时性取消，只能进入低亮和极低亮档位。提醒你尽快需要充电或者更换电池。

温馨提示

- 1、旋开尾部装入符合要求的电池，注意将电池正极朝向手电头部
- 2、若电筒长时间未使用，请将电筒内的18650电池取出，防止漏液
- 3、不能将光线直射眼睛，避免对眼睛造成伤害

维修服务

15天包换：自售出之日起15天内，在正常使用情况下，若出现产品质量问题，客户可选择更换新品或维修服务。
1年免费保修：自售出之日起1年内，用户在正常使用情况下，产品若出现质量问题，则享受免费维修服务。
终身有限保修：超过1年免费保修期后，我们将提供有偿保修，费用以实际更换材料费用为准，不另收取人工费用。

保修凭证：消费者需要售后服务时，可凭购物发票或收据与经销商联系，由经销商对消费者提供服务，我公司将对经销商提供服务支持。
免费保修不包括由以下行为造成的损坏和故障：

1. 正常使用造成的磨损
 2. 粗暴操作或者违反本手册内容的不正确操作
 3. 电池漏液或者不正确使用电池
- 想了解更多产品信息或者动态，请访问我司官方网站
www.folomov.com

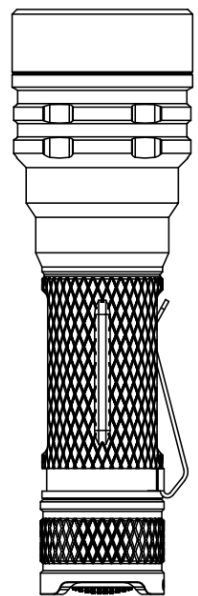
留名实业有限公司

联系电话：86-(0)755 2376 9382

广东省深圳市龙华新区油松路天汇大厦D栋906



FOLOMOV®



1600 LUMENS

18650L

Product features

1. 123.5mm length and 120g weight only. Compact and lightweight. Perfect for tactical use and outdoors sports.
2. Made of aero grade aluminum alloy. With Type III hard anodizing finish.
3. Adopt Luminus-SST40 LED with a span life of 50000 hours.
4. Max output up to 1600lumens with 2 hours runtime.
5. Multi-functional tactical tail switch provides illumination mode and tactical mode for option.
6. 5 levels under illumination mode. Meet different lighting demand in various occasions.
7. With strobe, SOS and beacon modes. Helpful in emergent situation.
8. With reverse polarity protection.
9. With overheating protection. Protect internal circuit and expand the span life of electronic components.
10. IPX8 waterproof rating.
11. Including a 3.7V 2600mAh Micro USB rechargeable 18650 battery.

Parameter

LED	Battery	Weight	Dimension
Luminus-SST40 LED	1*18650 Li-Ion	120g (without battery)	φ38*φ25.4*123.5 mm

FL1 STANDARD	Turbo	High	Medium	Low	Lowest	Strobe	SOS	Beacon
	1600LM	500LM	150LM	50LM	10LM	1600LM	1600LM	150LM
	2H	2.2H	8H	24H	150H			
	450m (max beam distance)							
	50900CD (max intensity)							
	1m (impact resistance)							
	IPX8 (waterproof rating)							
Weight	120g(without battery)							
Dimension	φ 38* φ 25.4*123.5mm							

Note: Above parameters are result of testing 18650L in the lab with 1pc 3.6V 3400mAh 18650 according to ANSI/NEMA FL1 standard. The result may vary when using different batteries and testing in different environment.

To avoid overheating and extend internal components' span life, the flashlight will automatically step down from turbo level when high temperature is detected. For turbo level again, restart the flashlight.

Multi-functional tail switch

With both illumination mode and tactical mode, 18650L can apply to various occasions. The mode will be revised if you press tail switch 7 times consecutively. LED will flash 6 times to confirm 18650L has accessed to the other mode.

Tactical mode:

- ON:**
- Option 1. Press and hold the tail switch to access to Turbo level temporarily. The light will be off if you release your finger.
 - Option 2. Quickly press the tail switch to access to Turbo consecutively.
 - Option 3. Quickly press the tail switch twice to access to Strobe.
- OFF:**
- Quickly press the tail switch

Illumination mode:

- ON:**
- Option 1. Press and hold the tail switch for 0.5s to access to lowest level. Then press tail switch quickly to access to memorized level.
 - Option 2. Quickly press the tail switch to access to a memorized level.
- When at a memorized mode, quickly press the tail switch to cycle through high---middle---low and choose the level you need.
- OFF:**
- 1. Press tail switch for 0.5s to turn off the light.

Strobe, SOS and Beacon (Unavailable in tactical mode)

1. Activation: No matter the light is on or off, press tail switch twice to access to turbo.
2. When in turbo mode, press tail switch twice to cycle Strobe --> SOS --> Beacon --> turbo.
3. Press tail switch quickly to get back to the memorized illumination mode.

Lockout function: Lock the tail switch to avoid accidental activation

Lock:

When the light is off, quickly press the tail switch for 3 times to lock it. LED will flash for 3 times. Then 18650L can not be turned on.

Unlock:

When tail switch is locked, quickly press it for 3 times. LED will flash once. Then 18650L can be turned on and used again.

Countdown timer (Unavailable in tactical mode)

When the light is on, quickly press the tail switch for 3 times to set 3mins countdown. LED will flash once to indicate the countdown is activated. 3mins later, the light will be off automatically. Then if you press the tail switch for another 3 times, LED will flash for twice. Countdown will be increased to 6mins. In this way, you can set 3mins,6mins,9mins..... 27mins and 30mins. Any operation about tail switch will make the countdown canceled.

Low voltage warning

18650L detects battery's remaining capacity all the time. If you continue using 18650L when remaining capacity is less than 10%, Turbo, high and medium levels will not be available progressively. Only low level and ultralow level for option. It reminds you of replacing or charging the battery immediately.

CAUTION

1. Insert the battery with the anode side(+) towards flashlight head.
2. Pls remove inside 18650 battery if the flashlight have not been used for long time.
3. Do not shine the light to eyes.

Users can contact distributors/dealers from whom they buy Folomov products for warrant support with related trade invoice or receipt.

Warranty Details

1. 15 days free replacement: distributors/dealers will replace users a new 18650L within 15 days of 18650L purchase for any manufacturing defects if the problem develops in normal use.
2. 1 year free repair: we will offer free repair within 1 year from the date of purchase if the problem develops in normal use.
3. Limited lifetime warranty: For 18650L beyond the free repair warranty period, we provide lifetime repair but will charge for 18650L parts. Distributors/dealers will notify users the cost of parts before repair.
4. Free warranty does not cover any damage or failure caused by:
 - a. Normal wear
 - b. Rough operation
 - c. Battery leakage

For more info., please visit www.folomov.com. Welcome to follow @folomovbrand on Facebook.

LUMIN INDUSTRIAL LIMITED

www.folomov.com

Room D906, Tianhui building, Yousong Road, Longhua District, Shenzhen, China

Tel: 86-(0)755 2376 9382

