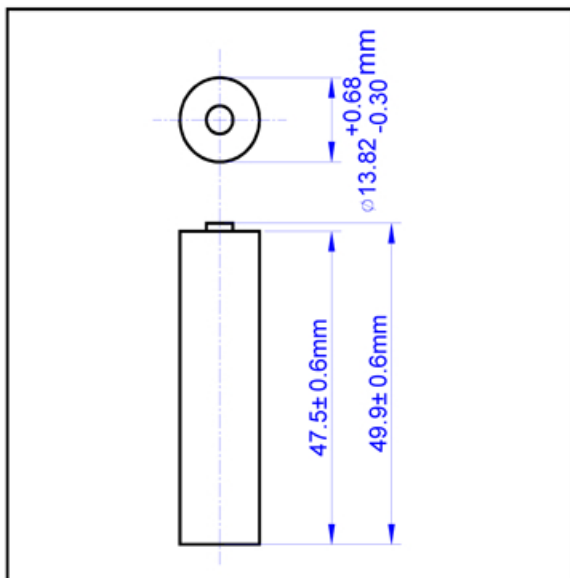
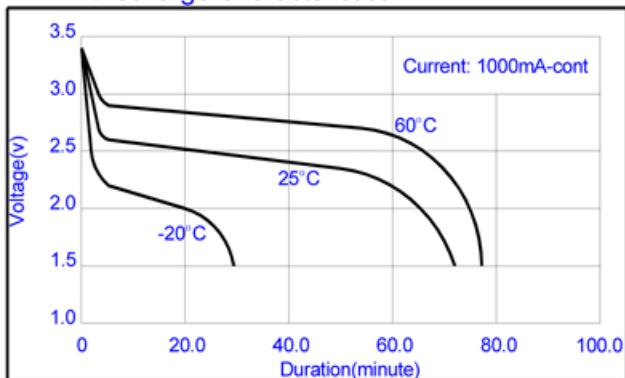


Cell Type CR14505 Specification

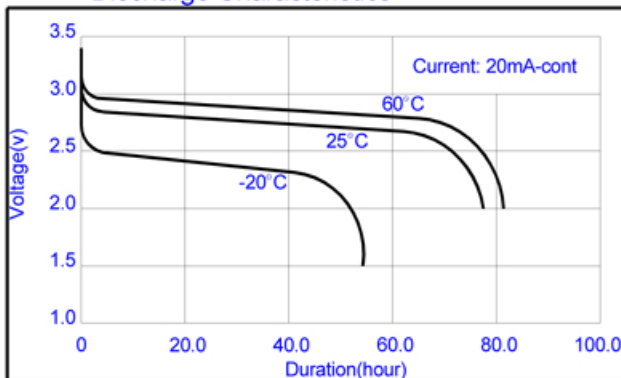


| | | |
|--------------------------------------|----------|------------|
| Nominal Voltage | | 3.0V |
| Dimensions (Max.) | Diameter | 14.5mm |
| | Height | 50.5mm |
| Ref.Weight | | 17.0g |
| Nominal Capacity | | 1500mAh |
| Continuous Standard Load | | 20mA |
| Cut off Voltage | | 2.0V |
| Maximum Continuous Discharge Current | | 1000mA |
| Maximum Pulse Discharge Current | | 3000mA |
| Operating Temperature | | -40 ~ 60°C |

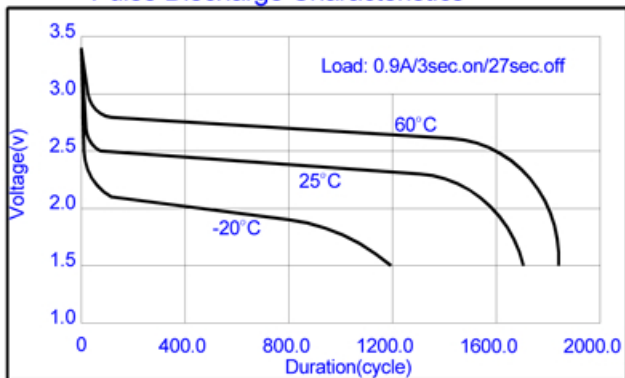
Discharge Characteristics



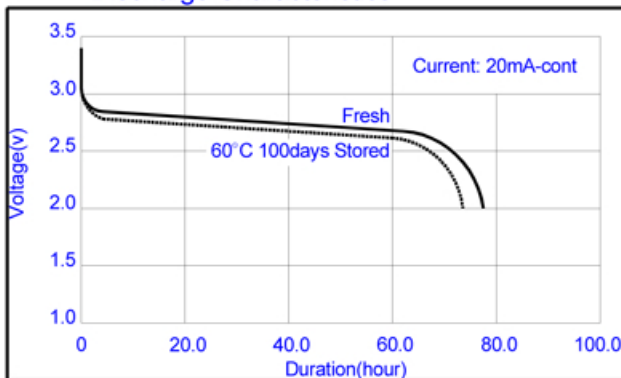
Discharge Characteristics



Pulse Discharge Characteristics



Discharge Characteristics



WARNING:

- Do not charge, disassemble, heat above 100°C or incinerate.
- Do not mix fresh batteries and used batteries or other types of battery together.
- Do not short circuit.

This information is generally descriptive only and is not intended to make or imply any representation, guarantee or warranty with respect to any cells and batteries. Cell and battery designs/specifications are subject to modification without notice.